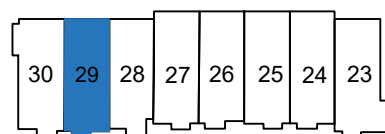
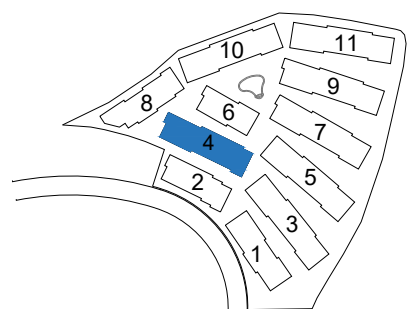


1:75



BLOQUE 4 - VIVIENDA 29

Superficies de vivienda (m<sup>2</sup>):

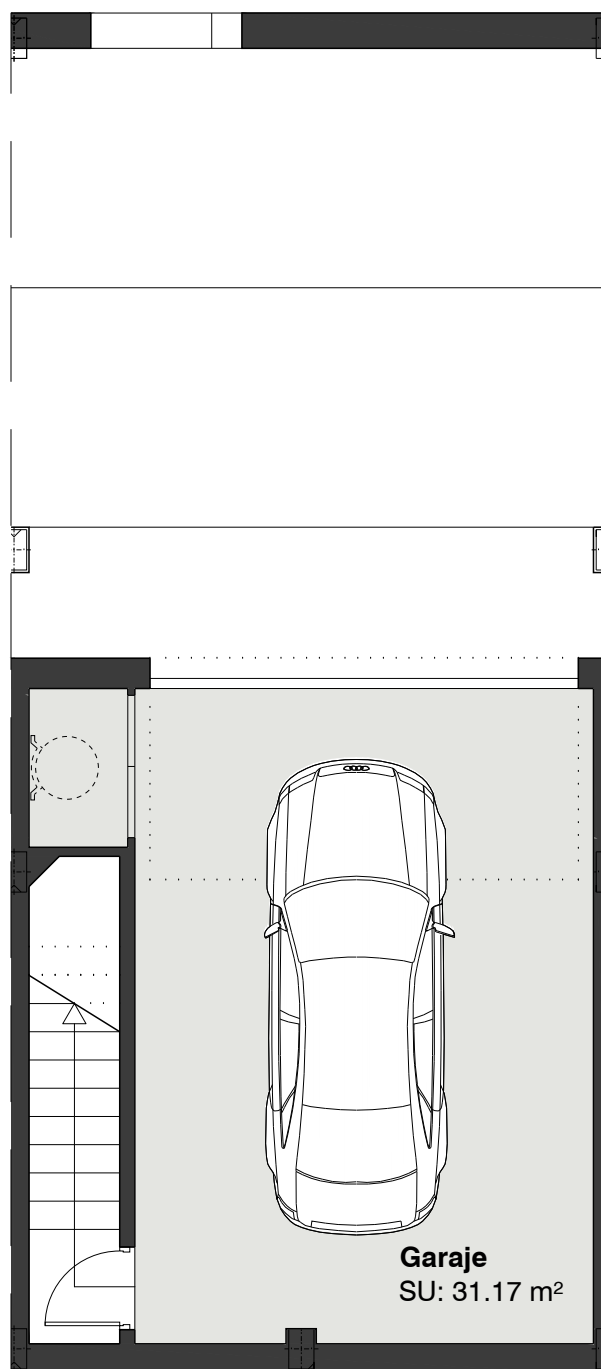
Sup. útil interior 146.50

Sup. cons. con exteriores 204.07

Sup. cons. con pp. ZZCC 234.11

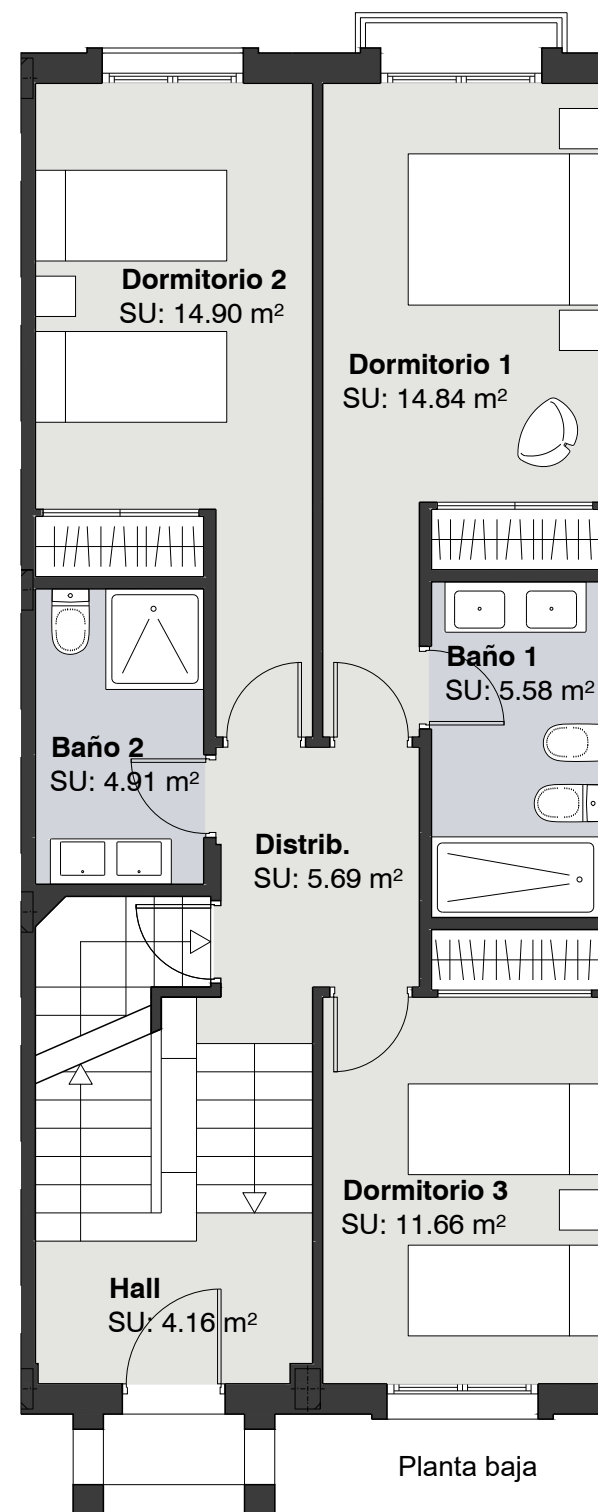
Sup útil (RD218/2015) 156.91

Sup Cons. (RD218/2015) 234.11



Garaje  
SU: 31.17 m<sup>2</sup>

Planta sótano



Dormitorio 2  
SU: 14.90 m<sup>2</sup>

Dormitorio 1  
SU: 14.84 m<sup>2</sup>

Baño 2  
SU: 4.91 m<sup>2</sup>

Baño 1  
SU: 5.58 m<sup>2</sup>

Distrib.  
SU: 5.69 m<sup>2</sup>

Dormitorio 3  
SU: 11.66 m<sup>2</sup>

Hall  
SU: 4.16 m<sup>2</sup>

Planta baja



Porche  
SU: 15.26 m<sup>2</sup>

Salón-comedor  
SU: 31.93 m<sup>2</sup>

Distrib.  
SU: 1.78 m<sup>2</sup>

Aseo  
SU: 2.19 m<sup>2</sup>

Cocina  
SU: 6.28 m<sup>2</sup>

Planta primera